










OETQ Student Survey 6- 12 Pre 2010 EWITT




1. I have been told about the study and I know why it is being done and what to do. I know that I do not have to do it if I do not want to. If I have questions I can ask my teacher. I know that I can stop at any time.			
		Response Percent	Response Count
I understand and will begin the survey.		100.0%	65
I would rather not do it.		0.0%	0
	answered question		65
	skipped question		0




2. Where do you go to school?			
		Response Percent	Response Count
IS 53		0.0%	0
IS 109		0.0%	0
IS 137		0.0%	0
IS 192		0.0%	0
IS 210		0.0%	0
IS 226		0.0%	0
IS 238		0.0%	0
<b>MS 202</b>		<b>100.0%</b>	<b>65</b>
PS 42		0.0%	0
PS 197		0.0%	0
PS 223		0.0%	0
PS/IS 116		0.0%	0
PS/IS 225		0.0%	0
Al-Ihsan Academy		0.0%	0
August Martin HS		0.0%	0
Beach Channel HS		0.0%	0
Business Computer Application HS		0.0%	0
Christ Lutheran School		0.0%	0
Devine Mercy Catholic Academy Elementary and Middle School		0.0%	0
Far Rockaway HS		0.0%	0
Grace Lutheran Day School		0.0%	0
John Adams HS		0.0%	0
Richmond Hill HS		0.0%	0





St. Francis De Sales School		0.0%	0
St. Joachim and Anne		0.0%	0
St. Joseph's Parish Day		0.0%	0
St. Rose of Lima School		0.0%	0
Other		0.0%	0
other school (please specify)			1
	<b>answered question</b>		<b>65</b>
	<b>skipped question</b>		<b>0</b>





3. What grade are you in?			
		Response Percent	Response Count
6th		1.5%	1
7th		98.5%	64
8th		0.0%	0
9th		0.0%	0
10th		0.0%	0
11th		0.0%	0
12th		0.0%	0
	<b>answered question</b>		<b>65</b>
	<b>skipped question</b>		<b>0</b>




4. How often do you use your computer at home for homework?			
		Response Percent	Response Count
I don't have a computer at home		1.5%	1
I don't use my home computer for homework		4.6%	3
A few times a year		10.8%	7
About once a month		6.2%	4
About once a week		7.7%	5
<b>Almost every night</b>		<b>69.2%</b>	<b>45</b>
		<b>answered question</b>	<b>65</b>
		<b>skipped question</b>	<b>0</b>

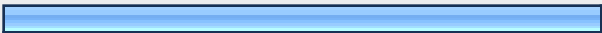



5. Compared to last year, this year my teachers are using computers...			
		Response Percent	Response Count
less		9.2%	6
<b>about the same amount</b>		<b>60.0%</b>	<b>39</b>
more		30.8%	20
		<b>answered question</b>	<b>65</b>
		<b>skipped question</b>	<b>0</b>





6. Compared to last year, this year students in my grade are using computers...			
		Response Percent	Response Count
less		10.8%	7
about the same amount		56.9%	37
more		32.3%	21
		<b>answered question</b>	<b>65</b>
		<b>skipped question</b>	<b>0</b>





7. During this school year, how much time per week did you spend using computers in your class(es)?			
		Response Percent	Response Count
Not at all		0.0%	0
Less than one period per week		7.7%	5
1 or 2 periods (or a double period) per week		50.8%	33
3 to 4 periods per week		33.8%	22
More than 4 periods per week		7.7%	5
		<b>answered question</b>	<b>65</b>
		<b>skipped question</b>	<b>0</b>





8. During this school year, I typed up reports and assignments.			
		Response Percent	Response Count
Never		0.0%	0
A few times a year		6.2%	4
About once a month		36.9%	24
About once a week		13.8%	9
<b>Almost every day</b>		<b>43.1%</b>	<b>28</b>
<i>answered question</i>			<b>65</b>
<i>skipped question</i>			<b>0</b>

9. During this school year, I made spreadsheets and graphs.			
		Response Percent	Response Count
Never		30.8%	20
A few times a year		16.9%	11
<b>About once a month</b>		<b>52.3%</b>	<b>34</b>
About once a week		0.0%	0
Almost every day		0.0%	0
<i>answered question</i>			<b>65</b>
<i>skipped question</i>			<b>0</b>


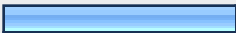


10. During this school year, I used blogs to communicate with other students and teachers			
		Response Percent	Response Count
Never		92.3%	60
A few times a year		1.5%	1
About once a month		0.0%	0
About once a week		1.5%	1
Almost every day		4.6%	3
		<b>answered question</b>	<b>65</b>
		<b>skipped question</b>	<b>0</b>





11. During this school year, I did research on the Internet for a report or assignment.			
		Response Percent	Response Count
Never		0.0%	0
A few times a year		9.2%	6
About once a month		16.9%	11
About once a week		26.2%	17
Almost every day		47.7%	31
		<b>answered question</b>	<b>65</b>
		<b>skipped question</b>	<b>0</b>





12. During this school year, I made a PowerPoint presentation.			
		Response Percent	Response Count
Never		4.6%	3
A few times a year		86.2%	56
About once a month		7.7%	5
About once a week		0.0%	0
Almost every day		1.5%	1
answered question			65
skipped question			0



13. During this school year, I used the computer to make a graphic novel.			
		Response Percent	Response Count
Never		92.3%	60
A few times a year		4.6%	3
About once a month		1.5%	1
About once a week		1.5%	1
Almost every day		0.0%	0
answered question			65
skipped question			0









14. During this school year, I took a test on the computer.			
		Response Percent	Response Count
Never		10.8%	7
A few times a year		35.4%	23
<b>About once a month</b>		<b>52.3%</b>	<b>34</b>
About once a week		0.0%	0
Almost every day		1.5%	1
		<b>answered question</b>	<b>65</b>
		<b>skipped question</b>	<b>0</b>




15. During this school year, I used a computer program to improve my study skills or learning skills.			
		Response Percent	Response Count
Never		3.1%	2
A few times a year		18.5%	12
About once a month		36.9%	24
<b>About once a week</b>		<b>41.5%</b>	<b>27</b>
Almost every day		0.0%	0
		<b>answered question</b>	<b>65</b>
		<b>skipped question</b>	<b>0</b>









16. During this school year, I made or listened to a podcast.			
		Response Percent	Response Count
Never		87.7%	57
A few times a year		6.2%	4
About once a month		3.1%	2
About once a week		0.0%	0
Almost every day		3.1%	2
		<b>answered question</b>	<b>65</b>
		<b>skipped question</b>	<b>0</b>

17. During this school year, I made or edited a webpage or worked in a web environment, like a wikispace.			
		Response Percent	Response Count
Never		98.5%	64
A few times a year		0.0%	0
About once a month		1.5%	1
About once a week		0.0%	0
Almost every day		0.0%	0
		<b>answered question</b>	<b>65</b>
		<b>skipped question</b>	<b>0</b>

18. This school year, I collected data using equipment that go with the computer, like probes or PDAs.			
		Response Percent	Response Count
Never		95.4%	62
A few times a year		4.6%	3
About once a month		0.0%	0
About once a week		0.0%	0
Almost every day		0.0%	0
<b>answered question</b>			<b>65</b>
<b>skipped question</b>			<b>0</b>

19. This school year, I made or edited a video or movie.			
		Response Percent	Response Count
Never		75.4%	49
A few times a year		21.5%	14
About once a month		1.5%	1
About once a week		0.0%	0
Almost every day		1.5%	1
<b>answered question</b>			<b>65</b>
<b>skipped question</b>			<b>0</b>

20. During the past school year, I created or contributed to a web-based map or timeline.			
		Response Percent	Response Count
Never		36.9%	24
A few times a year		61.5%	40
About once a month		1.5%	1
About once a week		0.0%	0
Almost every day		0.0%	0
	<b><i>answered question</i></b>		<b>65</b>
	<b><i>skipped question</i></b>		<b>0</b>

21. In which classes do you use technology. (Check all that apply)			
		Response Percent	Response Count
Math		89.2%	58
Sciences		98.5%	64
English Language Arts		93.8%	61
Social Studies		95.4%	62
Art		1.5%	1
Music		27.7%	18
Physical Education/Gym		0.0%	0
ESL or ELL		6.2%	4
Computer Class		0.0%	0
Multi-Media		18.5%	12
None of the Above		0.0%	0
Other (please specify)			6
		<b><i>answered question</i></b>	<b>65</b>
		<b><i>skipped question</i></b>	<b>0</b>

22. How well do you know how to use the following equipment, applications or web sites?					
	I never tried	I know the basics	I'm pretty good	I'm an expert	Response Count
Digital camera or video	4.6% (3)	32.3% (21)	<b>43.1% (28)</b>	20.0% (13)	65
Audacity or GarageBand	16.9% (11)	<b>50.8% (33)</b>	32.3% (21)	0.0% (0)	65
iMovie or Movie Maker	30.8% (20)	<b>46.2% (30)</b>	23.1% (15)	0.0% (0)	65
Wikispaces	<b>81.5% (53)</b>	12.3% (8)	6.2% (4)	0.0% (0)	65
Teacher/Class Blogs	<b>84.6% (55)</b>	9.2% (6)	6.2% (4)	0.0% (0)	65
Comic Life	<b>49.2% (32)</b>	30.8% (20)	16.9% (11)	3.1% (2)	65
	<b><i>answered question</i></b>				<b>65</b>
	<b><i>skipped question</i></b>				<b>0</b>

23. How much do you agree with these statements?						
	Strongly Disagree	Disagree	Agree	Strongly Agree	Rating Average	Response Count
I am able to learn more when I use computers in my school.	4.7% (3)	6.3% (4)	<b>51.6% (33)</b>	37.5% (24)	3.22	64
I work harder on my assignments when I am using a computer.	6.2% (4)	10.8% (7)	<b>53.8% (35)</b>	29.2% (19)	3.06	65
I would be a better student if I got to use technology more in school.	1.5% (1)	18.5% (12)	38.5% (25)	<b>41.5% (27)</b>	3.20	65
Teachers in this school know a lot about how to use computers to help students learn more.	4.6% (3)	10.8% (7)	<b>64.6% (42)</b>	20.0% (13)	3.00	65
There are enough computers in my school for students to use for their schoolwork.	7.7% (5)	29.2% (19)	<b>52.3% (34)</b>	10.8% (7)	2.66	65
I am using computers in my class (es) in ways that other students in this school are not.	16.9% (11)	<b>55.4% (36)</b>	27.7% (18)	0.0% (0)	2.11	65
I have shown other students how to do things with computers.	7.7% (5)	20.0% (13)	<b>46.2% (30)</b>	26.2% (17)	2.91	65
I have shown a teacher how to do things with computers.	18.8% (12)	<b>39.1% (25)</b>	26.6% (17)	15.6% (10)	2.39	64
I use computers more in my class (es) than other students in this school	16.9% (11)	<b>56.9% (37)</b>	20.0% (13)	6.2% (4)	2.15	65
	<b>answered question</b>					<b>65</b>
	<b>skipped question</b>					<b>0</b>